

Couplings

Material

Single Universal Joints

Acetal Body



Materials & Finishes

Bodies: Acetal

Cross-pieces: Brass BS 2874 CZ121, CZ122, (HPC101, HPC103, HPC109, HPC111)

Bore Inserts: Brass BS 2874 CZ121 (HPC103, HPC111)
Al. Alloy 2014A T6 (HPC105)

Fasteners: Alloy steel, black oiled

General description

Light duty plastic universal joints.

Low mass, corrosion resistant, ideal where conventional steel joints would be under-utilised.

Where to use

Intermittent applications in business machines, instrumentation, lab equipment, analytical apparatus, etc., where steel joints would be under-utilised.

Speeds

Up to 1000 rpm

Electrically isolating

Yes

Peak torque largest size

10.7 Nm

Connection

Set Screw, Bonding or Cross-Pinning

Standard bores

3 to 20 mm

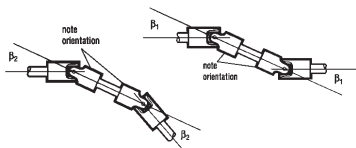
Temperature range

-20 °C to +60 °C

Constant velocity

The velocity ratio of single universal joints is not constant when the working angle is greater than zero. Their geometry gives rise to sinusoidal fluctuations at the output that increase with the working angle and which vary between:

$\omega \cos \beta$ and $\omega \sec \beta$
 where ω = angular velocity
 and β = operating angle



For example, when the operating angle is 5° , the maximum error is $\pm 0.4\%$; at 7° it is $\pm 0.8\%$, and at 10° it is $\pm 1.5\%$. A motor shaft turning at a constant 1000 rpm, driving through a single universal joint set at an operating angle of 5° , produces an output that fluctuates between 996 rpm and 1004 rpm twice each revolution. The fluctuations are cancelled out when using a double joint or two single joints connected back to back.

To maintain constant velocity ratio, ensure that:

- The orientation of two single joints is correct; the inboard forks should align as in double joints.
- The working angle of both joints, or both halves of a double joint, is the same.

Adjustable Torque

Peak torque values apply when the working angle is zero. Adjusted torque takes account of dynamic loading at the bearings. To find adjusted torque, determine application speed, torque and operating angle,

Then:

- multiply speed x working angle
- subtract the result from 10000
- divide the answer into 10000
- apply the result to the application torque.

eg. speed = 400 rpm

application torque = 0.1Nm

working angle = 20°

Accordingly:

- $400 \text{ rpm} \times 20^\circ = 8000$
- $10000 - 8000 = 2000$
- $10000 / 2000 = 5$
- $5 \times 0.1 \text{ Nm} = 0.5 \text{ Nm}$

Select a joint where Peak Torque exceeds 0.5Nm, ie., size 13 or larger.

Note: To remain within the capacity of the joint, the result of speed x working angle must be less than 10000.

Couplings

Material

Single Universal Joints

Acetal Body

Single Joints - Performance (At 20° C)

Coupling Size	Brass Cross-piece HPC101, HPC103, HPC105				Max angular compensation @ 1000 rev/min
	Peak Torque (Nm)	Static Break Torque Nm	Torsional rate deg/Nm	Torsional Stiffness Nm/rad	
06	0.11	0.45	19.7	2.9	45
09	0.36	1.9	6.8	8.4	45
13	0.85	4.5	3.2	18	45
16	1.6	6.8	1.7	34	45
20	2.8	17	0.94	61	40
25	5.6	34	0.51	112	40
32	10.7	72	0.25	229	40

Couplings Universal Joints

Standard Bores

Coupling Size	Bore tolerances HPC101 = +0.04/-0.0mm HPC103 = +0.03/-0.0mm									
	3	3.175	4	4.763	5	6	6.350	8	9.525	10
06	●	●	●	●						
09	●	●	●	●	●	●	●			
13			●	●	●	●	●	●		
16						●	●	●	●	●
20								●	●	●
25										●
32										
<i>Bore ref.</i>	14	16	18	19	20	22	24	28	31	32

●	Moulded bores only	●	Sleeved bores only	●	Moulded or sleeved bores only
---	--------------------	---	--------------------	---	-------------------------------

3.90



Unit 14, Foxwood Industrial Park, Foxwood Rd. Chesterfield, Derbyshire S41 9RN

Telephone +44(0)1246 268080 Fax +44(0)1246 260003

Material

Acetal Body

Couplings**Single Universal Joints****Couplings Universal Joints**

Coupling Size	Bore tolerances HPC101 = +0.04/-0.0mm HPC103 = +0.03/-0.0mm									
	Bore Size	12	12.7	14	15.875	16	18	19	19.05	20
06										
09										
13										
16										
20		•								
25	•	•								
32			•	•	•	•	•	•	•	•
<i>Bore ref.</i>	35	36	38	41	42	45	46	47	48	



Couplings

Material

Single Universal Joints

Acetal Body

Single Joints - Dimensions and Order Codes

Couplings Universal Joints

1



PART NUMBER	Dimensions							Moment of inertia Kgm ² x 10 ⁻⁸
¹ Brass Cross-piece	Coupling Type & Size	OD	L	L1	L2	L3	B1, B2 Max	
HPC101.06.----	06	7.1	19.1	3.3	5.3	8.6	4.76	0.3
HPC103.06.----			27.2	-	9.3		3.18	1.1
HPC101.09.----	09	11.1	28.5	4.3	8.6	11.4	6.35	4.0
HPC103.09.----			37.6	-	13.1		5.0	13.5
HPC101.13.----	13	14.3	35.6	5.6	10.4	14.8	8.0	14.3
HPC103.13.----			46.2	-	15.7		6.35	44.6
HPC101.16.----	16	17.5	53.3	8.9	15.2	23.0	11.0	32.3
HPC103.16.----			67.6	-	22.3		10.0	136
HPC105.20.----	20	23.0	62.0	8.0	17.0	28.0	12.7	147
HPC105.25.----	25	28.5	74.0	10.0	20.0	34.0	14	463
HPC105.32.----	32	36.5	86.0	10.0	21.0	44.0	20	1339

Order codes: Please combine the universal joint part number in the above table with the bore reference in the standard bores table (see pages 3.90 & 3.91).

Please identify both bores to complete the part number eg. HPC101.06.14 19

Part Number \varnothing B1 \varnothing B2

3.92



Unit 14, Foxwood Industrial Park, Foxwood Rd. Chesterfield, Derbyshire S41 9RN

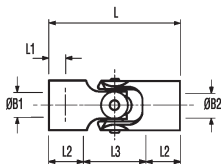
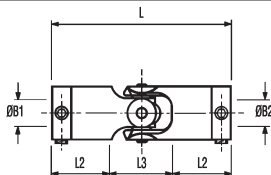
Telephone +44(0)1246 268080 Fax +44(0)1246 260003

Material

Acetal Body

Couplings**Single Universal Joints****DISCOUNTS**

1 - 5	6-15	16-40	41-99	100 +
List Price	-5%	-10%	-15%	-20%

**Type HPC101, HPC105****Type HPC103**

Fasteners			Mass kg $\times 10^{-3}$	PART NUMBER	PRICE EACH 1-5
Size	Torque (Nm)	A/F (mm)		Size	
-	-	-	0.7	HPC101.06.----	£6.03
M3	0.94	1.5	3.1	HPC103.06.----	£17.05
-	-	-	2.7	HPC101.09.----	£5.75
M3	0.94	1.5	9.3	HPC103.09.----	£17.05
-	-	-	5.7	HPC101.13.----	£6.21
M3	0.94	1.5	17.7	HPC103.13.----	£19.68
-	-	-	12.2	HPC101.16.----	£6.79
M4	2.27	2.0	35.0	HPC103.16.----	£22.46
-	-	-	25.7	HPC105.20.----	£19.78
-	-	-	56	HPC105.25.----	£25.38
-	-	-	103	HPC105.32.----	£24.73

Couplings Universal Joints