

Worms & Wheels

Materials

10 DP, 0.3141" Pitch

STD : Phosphor Bronze PB2
and Steel 214M15 / 655M13



LEAD ANGLE
RIGHT HAND
STANDARD

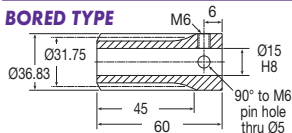
DISCOUNTS

	List Price
1 - 5	
6 - 19	- 12%
20 - 39	- 25%
40 - 59	- 33%
60 - 99	- 37%
100 - 200	- 42%

20° Pressure Angle

Worm STEEL 214 M15 - En202

BORED TYPE



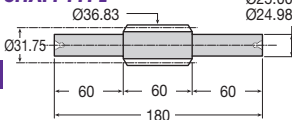
214M15 - EN202 UNHARDENED

PART NUMBER	PRICE EACH 1-5	No. of STARTS	LEAD ANGLE	PART NUMBER	PRICE EACH 1-5
W10-1	£58.87	1	4°26'	WH10-1	£79.55
W10-2	£62.82	2	9°05'	WH10-2	£84.17
W10-3	£65.32	3	13°30'	WH10-3	£85.48
W10-4	£67.55	4	17°44'	WH10-4	£87.72

214M15 - EN202 HARDENED

PART NUMBER	PRICE EACH 1-5	No. of STARTS	LEAD ANGLE	PART NUMBER	PRICE EACH 1-5
W10-1	£58.87	1	4°26'	WH10-1	£79.55
W10-2	£62.82	2	9°05'	WH10-2	£84.17
W10-3	£65.32	3	13°30'	WH10-3	£85.48
W10-4	£67.55	4	17°44'	WH10-4	£87.72

SHAFT TYPE



214M15 - EN202 UNHARDENED

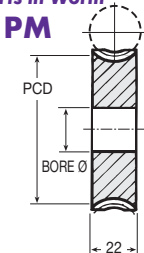
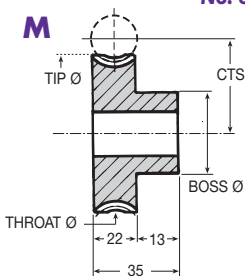
PART NUMBER	PRICE EACH 1-5	No. of STARTS	LEAD ANGLE	PART NUMBER	PRICE EACH 1-5
SW10-1	£86.50	1	4°26'	SWH10-1	£124.87
SW10-2	£90.14	2	9°05'	SWH10-2	£129.22
SW10-3	£93.70	3	13°30'	SWH10-3	£131.98
SW10-4	£97.98	4	17°44'	SWH10-4	£135.22

655M13 - EN36 HARDENED

PART NUMBER	PRICE EACH 1-5	No. of STARTS	LEAD ANGLE	PART NUMBER	PRICE EACH 1-5
SW10-1	£86.50	1	4°26'	SWH10-1	£124.87
SW10-2	£90.14	2	9°05'	SWH10-2	£129.22
SW10-3	£93.70	3	13°30'	SWH10-3	£131.98
SW10-4	£97.98	4	17°44'	SWH10-4	£135.22

Wheel PHOSPHOR BRONZE - PB2

REDUCTION RATIO = No. of Teeth in Wheel
= No. of Starts in Worm



Double Bossed Wheels Available @ Price x 1.4

Worms & Wheels Bronze & Steel DP 10

15.70



Unit 14, Foxwood Ind. Park, Foxwood Rd. Chesterfield, Derbyshire S41 9RN
Telephone +44(0)1246 268080 Fax +44(0)1246 260003

Wheels - PHOSPHOR BRONZE PB2

10 DP**LEAD ANGLE RIGHT HAND STANDARD**

TORQUE CHECK variations at back	50 TEETH x 1000 R.P.M. INPUT	
	WITH STD WORM	WITH HARD WORM
TORQUE Nm	81	124
K.W.	0.169	0.258

Number of Teeth 15 - 100**See Technical Section***Note: When ordering Wheel, the number of starts on the mating Worm must be specified.*

PART NUMBER	TEETH	PCD (ins)	CTS (ins)	Throat Ø (ins)	Tip Ø (ins)	Boss Ø (mm)	Bore Ø (mm)	PRICE EACH 1 - 5	
								M	PM
M10-15	15	1.500	1.375	1.700	1.800	30	15	£64.88	£45.38
M10-20	20	2.000	1.625	2.200	2.300	40	20	£79.65	£55.60
M10-25	25	2.500	1.875	2.700	2.800	45	20	£88.54	£61.95
M10-30	30	3.000	2.125	3.200	3.300	50	20	£92.44	£64.66
M10-35	35	3.500	2.375	3.700	3.800	50	20	£125.88	£88.06
M10-40	40	4.000	2.625	4.200	4.300	50	20	£164.46	£103.28
M10-45	45	4.500	2.875	4.700	4.800	50	20	£207.40	£130.72
M10-50	50	5.000	3.125	5.200	5.300	50	20	£256.03	£161.41
M10-55	55	5.500	3.375	5.700	5.800	50	20	£309.55	£195.31
M10-60	60	6.000	3.625	6.200	6.300	50	20	£369.52	£232.49
M10-65	65	6.500	3.875	6.700	6.800	50	20	£434.48	£272.85
M10-70	70	7.000	4.125	7.200	7.300	50	20	£502.44	£316.43
M10-75	75	7.500	4.375	7.700	7.800	50	20	£577.01	£363.28
M10-80	80	8.000	4.625	8.200	8.300	50	20	£658.09	£413.36
M10-85	85	8.500	4.875	8.700	8.800	50	20	£742.36	£466.62
M10-90	90	9.000	5.125	9.200	9.300	50	20	£831.53	£523.07
M10-95	95	9.500	5.375	9.700	9.800	50	20	£928.78	£582.97
M10-100	100	10.000	5.625	10.200	10.300	50	20	£1027.70	£645.93

'Never Knowingly Outpriced'

Worms & Wheels

Materials

10 DP, 0.3141" Pitch

STD : Delrin
Machined Parts



20° Pressure Angle

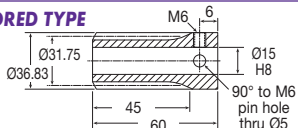
LEAD ANGLE
RIGHT HAND
STANDARD

DISCOUNTS

1 - 5	List Price
6 - 29	- 22%
30 - 99	- 44%
100 - 399	- 47%
400 - 999	- 50%
1000 - 5000	- 53%

Worm DELRIN - Machined Parts

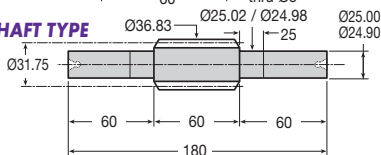
BORED TYPE



PLASTIC

PART NUMBER	No. of STARTS	LEAD ANGLE	PRICE EACH 1-5
ZW10-1	1	4°26'	£38.85
ZW10-2	2	9°05'	£41.66
ZW10-3	3	13°30'	£43.51
ZW10-4	4	17°44'	£45.06

SHAFT TYPE

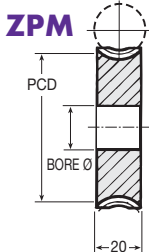
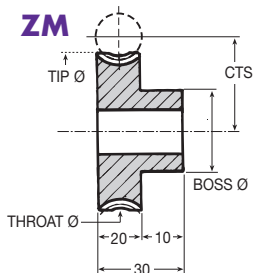


PLASTIC

PART NUMBER	No. of STARTS	LEAD ANGLE	PRICE EACH 1-5
ZSW10-1	1	4°26'	£58.65
ZSW10-2	2	9°05'	£61.26
ZSW10-3	3	13°30'	£63.82
ZSW10-4	4	17°44'	£66.93

Wheel DELRIN - Machined Parts

REDUCTION RATIO = $\frac{\text{No. of Teeth in Wheel}}{\text{No. of Starts in Worm}}$



Double
Bossed
Wheels
Available @
Price x 1.4

15.72



Unit 14, Foxwood Ind. Park, Foxwood Rd. Chesterfield, Derbyshire S41 9RN
Telephone +44(0)1246 268080 Fax +44(0)1246 260003

LEAD ANGLE RIGHT HAND STANDARD

TORQUE CHECK variations at back	50 TEETH x 1000 R.P.M. INPUT	
	WITH PLASTIC WORM	WITH STEEL WORM
TORQUE Nm	16	40
K.W.	0.034	0.085

Number of Teeth 15 - 100

See Technical Section

Note: When ordering Wheel, the number of starts on the mating Worm must be specified.

PART NUMBER	TEETH	PCD (ins)	CTS (ins)	Throat Ø (ins)	Tip Ø (ins)	Boss Ø (mm)	Bore Ø (mm)	PRICE EACH 1 - 5	
								ZM	ZPM
ZM10-15	15	1.500	1.375	1.700	1.800	30	15	£46.69	£32.66
ZM10-20	20	2.000	1.625	2.200	2.300	40	20	£57.30	£39.98
ZM10-25	25	2.500	1.875	2.700	2.800	45	20	£63.73	£44.62
ZM10-30	30	3.000	2.125	3.200	3.300	50	20	£66.48	£46.52
ZM10-35	35	3.500	2.375	3.700	3.800	50	20	£90.53	£63.39
ZM10-40	40	4.000	2.625	4.200	4.300	50	20	£118.36	£74.37
ZM10-45	45	4.500	2.875	4.700	4.800	50	20	£149.30	£94.09
ZM10-50	50	5.000	3.125	5.200	5.300	50	20	£184.33	£116.15
ZM10-55	55	5.500	3.375	5.700	5.800	50	20	£222.87	£140.59
ZM10-60	60	6.000	3.625	6.200	6.300	50	20	£266.04	£167.34
ZM10-65	65	6.500	3.875	6.700	6.800	50	20	£312.74	£196.41
ZM10-70	70	7.000	4.125	7.200	7.300	50	20	£361.75	£227.82
ZM10-75	75	7.500	4.375	7.700	7.800	50	20	£415.39	£261.53
ZM10-80	80	8.000	4.625	8.200	8.300	50	20	£473.77	£297.62
ZM10-85	85	8.500	4.875	8.700	8.800	50	20	£534.51	£335.89
ZM10-90	90	9.000	5.125	9.200	9.300	50	20	£598.67	£376.61
ZM10-95	95	9.500	5.375	9.700	9.800	50	20	£668.74	£419.71
ZM10-100	100	10.000	5.625	10.200	10.300	50	20	£739.90	£465.04

Worms & Wheels Plastic DP 10

'Never Knowingly Outpriced'

