

Worms & Wheels

Materials

24 DP, 0.1309" Pitch

STD : Phosphor Bronze PB2
and Steel 214M15 / 655M13



20° Pressure Angle

LEAD ANGLE
RIGHT HAND
STANDARD

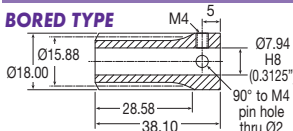
DISCOUNTS

	List Price
1 - 5	
6 - 19	- 12%
20 - 39	- 25%
40 - 59	- 33%
60 - 99	- 37%
100 - 200	- 42%

Worm

STEEL 214 M15 - En202

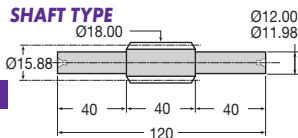
BORED TYPE



214M15 - EN202 UNHARDENED

PART NUMBER	PRICE EACH 1-5	No. of STARTS	LEAD ANGLE	214M15 - EN202 HARDENED	PRICE EACH 1-5
W24-1	£19.33	1	3°48'	WH24-1	£27.53
W24-2	£20.42	2	7°35'	WH24-2	£29.05
W24-3	£22.43	3	11°18'	WH24-3	£31.86
W24-4	£23.43	4	14°55'	WH24-4	£33.28

SHAFT TYPE



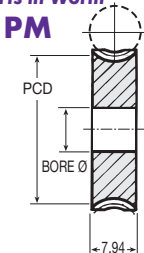
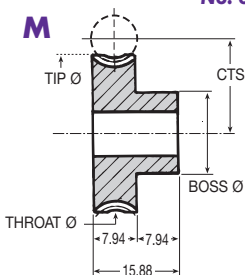
214M15 - EN202 UNHARDENED

PART NUMBER	PRICE EACH 1-5	No. of STARTS	LEAD ANGLE	655M13 - EN36 HARDENED	PRICE EACH 1-5
SW24-1	£35.70	1	3°48'	SWH24-1	£50.66
SW24-2	£36.67	2	7°35'	SWH24-2	£52.09
SW24-3	£39.15	3	11°18'	SWH24-3	£55.55
SW24-4	£39.69	4	14°55'	SWH24-4	£56.43

Wheel

PHOSPHOR BRONZE - PB2

REDUCTION RATIO = $\frac{\text{No. of Teeth in Wheel}}{\text{No. of Starts in Worm}}$



Double
Bossed
Wheels
Available @
Price x 1.4

15.54



Unit 14, Foxwood Ind. Park, Foxwood Rd. Chesterfield, Derbyshire S41 9RN
Telephone +44(0)1246 268080 Fax +44(0)1246 260003

LEAD ANGLE RIGHT HAND STANDARD

TORQUE CHECK variations at back	50 TEETH x 1000 R.P.M. INPUT	
	WITH STD WORM	WITH HARD WORM
TORQUE Nm	5.87	10.06
K.W.	0.012	0.021

Number of Teeth 12 - 172*See Technical Section**Note: When ordering Wheel, the number of starts on the mating Worm must be specified.*

PART NUMBER	TEETH	PCD (ins)	CTS (ins)	Throat Ø (ins)	Tip Ø (ins)	Boss Ø (ins)	Bore Ø (ins)	PRICE EACH 1 - 5	
								M	PM
M24-12	12	0.500	0.563	0.583	0.625	0.583	0.2500	£19.42	£16.68
M24-15	15	0.625	0.625	0.708	0.750	0.460	0.3125	£20.11	£18.69
M24-16	16	0.667	0.646	0.750	0.792	0.625	0.3125	£20.59	£19.27
M24-18	18	0.750	0.688	0.833	0.875	0.625	0.3125	£20.95	£19.85
M24-20	20	0.833	0.729	0.917	0.958	0.625	0.3125	£21.15	£20.46
M24-22	22	0.917	0.771	1.000	1.042	0.625	0.3125	£21.48	£21.17
M24-24	24	1.000	0.813	1.083	1.125	0.625	0.3125	£22.30	£21.92
M24-25	25	1.042	0.833	1.125	1.167	0.625	0.3125	£23.26	£22.29
M24-28	28	1.167	0.896	1.250	1.292	0.625	0.3125	£24.13	£22.30
M24-30	30	1.250	0.938	1.333	1.375	0.625	0.3125	£24.89	£23.22
M24-32	32	1.333	0.979	1.417	1.458	0.750	0.3125	£26.16	£23.88
M24-34	34	1.417	1.021	1.500	1.542	0.750	0.3125	£27.43	£26.54
M24-35	35	1.458	1.042	1.542	1.583	0.750	0.3125	£30.09	£27.53
M24-38	38	1.583	1.104	1.667	1.708	0.750	0.3125	£30.44	£28.78
M24-40	40	1.667	1.146	1.750	1.792	0.750	0.3125	£35.33	£30.04
M24-42	42	1.750	1.188	1.833	1.875	0.750	0.3125	£36.19	£30.73
M24-44	44	1.833	1.229	1.917	1.958	0.750	0.3125	£40.17	£31.29
M24-45	45	1.875	1.250	1.958	2.000	0.750	0.3750	£40.98	£31.96
M24-48	48	2.000	1.313	2.083	2.125	0.750	0.3750	£43.86	£34.21
M24-50	50	2.083	1.354	2.167	2.208	0.750	0.3750	£47.20	£36.91
M24-52	52	2.167	1.396	2.250	2.292	0.750	0.3750	£47.98	£37.44
M24-54	54	2.250	1.438	2.333	2.375	0.750	0.3750	£48.80	£38.05
M24-55	55	2.292	1.458	2.375	2.417	0.750	0.3750	£49.60	£38.65
M24-58	58	2.417	1.521	2.500	2.542	0.750	0.3750	£50.82	£39.63
M24-60	60	2.500	1.563	2.583	2.625	0.750	0.3750	£51.97	£40.56
M24-62	62	2.583	1.604	2.667	2.708	0.750	0.3750	£53.45	£41.66
M24-64	64	2.667	1.646	2.750	2.792	0.750	0.3750	£54.89	£42.76
M24-65	65	2.708	1.667	2.792	2.833	0.750	0.3750	£56.25	£43.86
M24-68	68	2.833	1.729	2.917	2.958	0.750	0.3750	£58.18	£45.62
M24-70	70	2.917	1.771	3.000	3.042	0.750	0.3750	£60.72	£47.35
M24-72	72	3.000	1.813	3.083	3.125	0.750	0.3750	£62.21	£48.76
M24-75	75	3.125	1.875	3.208	3.250	0.750	0.3750	£63.63	£50.09
M24-78	78	3.250	1.938	3.333	3.375	0.750	0.3750	£67.81	£53.38
M24-80	80	3.333	1.979	3.417	3.458	0.750	0.3750	£77.19	£54.28
M24-82	82	3.417	2.021	3.500	3.542	0.750	0.3750	£80.53	£55.86
M24-85	85	3.542	2.083	3.625	3.667	0.750	0.3750	£85.86	£60.80
M24-88	88	3.667	2.146	3.750	3.792	0.750	0.3750	£92.11	£64.19
M24-90	90	3.750	2.188	3.833	3.875	0.750	0.3750	£95.93	£66.89
M24-94	94	3.917	2.271	4.000	4.042	0.750	0.3750	£104.72	£71.91
M24-96	96	4.000	2.313	4.083	4.125	0.750	0.3750	£110.31	£76.91
M24-100	100	4.167	2.396	4.250	4.292	0.750	0.3750	£115.85	£82.02
M24-110	110	4.583	2.604	4.667	4.708	1.000	0.5000	£139.25	£96.82
M24-120	120	5.000	2.813	5.083	5.125	1.000	0.5000	£163.89	£113.97
M24-150	150	6.250	3.375	6.333	6.375	1.000	0.5000	£249.78	£173.72
M24-172	172	7.166	3.895	7.250	7.290	1.500	0.7500	£332.19	£282.34



Worms & Wheels

24 DP, 0.1309" Pitch

Materials

STD : Delrin
Machined Parts



20° Pressure Angle

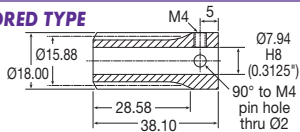
LEAD ANGLE
RIGHT HAND
STANDARD

DISCOUNTS

1 - 5	List Price
6 - 29	- 22%
30 - 99	- 44%
100 - 399	- 47%
400 - 999	- 50%
1000 - 5000	- 53%

Worm DELRIN - Machined Parts

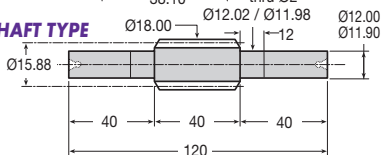
BORED TYPE



PLASTIC

PART NUMBER	No. of STARTS	LEAD ANGLE	PRICE EACH 1-5
ZW24-1	1	3°48'	£13.61
ZW24-2	2	7°35'	£14.35
ZW24-3	3	11°18'	£15.77
ZW24-4	4	14°55'	£16.46

SHAFT TYPE

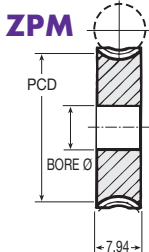
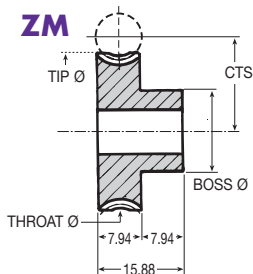


PLASTIC

PART NUMBER	No. of STARTS	LEAD ANGLE	PRICE EACH 1-5
ZSW24-1	1	3°48'	£25.11
ZSW24-2	2	7°35'	£25.79
ZSW24-3	3	11°18'	£27.54
ZSW24-4	4	14°55'	£27.93

Wheel DELRIN - Machined Parts

REDUCTION RATIO = $\frac{\text{No. of Teeth in Wheel}}{\text{No. of Starts in Worm}}$



Double
Bossed
Wheels
Available @
Price x 1.4

15.56



Unit 14, Foxwood Ind. Park, Foxwood Rd. Chesterfield, Derbyshire S41 9RN
Telephone +44(0)1246 268080 Fax +44(0)1246 260003

LEAD ANGLE RIGHT HAND STANDARD

TORQUE CHECK variations at back	50 TEETH x 1000 R.P.M. INPUT	
	WITH PLASTIC WORM	WITH STEEL WORM
TORQUE Nm	1.40	3.42
K.W.	0.003	0.0072

Number of Teeth **12 - 172**

See Technical Section

Note: When ordering Wheel, the number of starts on the mating Worm must be specified.

PART NUMBER	TEETH	PCD (ins)	CTS (ins)	Throat Ø (ins)	Tip Ø (ins)	Boss Ø (ins)	Bore Ø (ins)	PRICE EACH 1 - 5	ZM	ZPM
ZM24-12	12	0.500	0.563	0.583	0.625	0.583	0.2500	£9.76		£7.45
ZM24-15	15	0.625	0.625	0.708	0.750	0.460	0.3125	£10.12		£7.73
ZM24-16	16	0.667	0.646	0.750	0.792	0.625	0.3125	£10.30		£7.87
ZM24-18	18	0.750	0.688	0.833	0.875	0.625	0.3125	£10.50		£8.02
ZM24-20	20	0.833	0.729	0.917	0.958	0.625	0.3125	£10.62		£8.12
ZM24-22	22	0.917	0.771	1.000	1.042	0.625	0.3125	£10.76		£8.20
ZM24-24	24	1.000	0.813	1.083	1.125	0.625	0.3125	£11.21		£8.59
ZM24-25	25	1.042	0.833	1.125	1.167	0.625	0.3125	£11.67		£8.93
ZM24-28	28	1.167	0.896	1.250	1.292	0.625	0.3125	£12.09		£9.30
ZM24-30	30	1.250	0.938	1.333	1.375	0.625	0.3125	£13.78		£10.54
ZM24-32	32	1.333	0.979	1.417	1.458	0.750	0.3125	£14.50		£11.12
ZM24-34	34	1.417	1.021	1.500	1.542	0.750	0.3125	£15.20		£11.59
ZM24-35	35	1.458	1.042	1.542	1.583	0.750	0.3125	£17.76		£13.61
ZM24-38	38	1.583	1.104	1.667	1.708	0.750	0.3125	£19.16		£14.66
ZM24-40	40	1.667	1.146	1.750	1.792	0.750	0.3125	£22.26		£17.06
ZM24-42	42	1.750	1.188	1.833	1.875	0.750	0.3125	£22.74		£17.43
ZM24-44	44	1.833	1.229	1.917	1.958	0.750	0.3125	£25.30		£19.36
ZM24-45	45	1.875	1.250	1.958	2.000	0.750	0.3750	£25.81		£19.76
ZM24-48	48	2.000	1.313	2.083	2.125	0.750	0.3750	£27.62		£21.15
ZM24-50	50	2.083	1.354	2.167	2.208	0.750	0.3750	£29.69		£22.79
ZM24-52	52	2.167	1.396	2.250	2.292	0.750	0.3750	£30.20		£23.15
ZM24-54	54	2.250	1.438	2.333	2.375	0.750	0.3750	£30.76		£23.55
ZM24-55	55	2.292	1.458	2.375	2.417	0.750	0.3750	£31.24		£23.92
ZM24-58	58	2.417	1.521	2.500	2.542	0.750	0.3750	£31.99		£24.54
ZM24-60	60	2.500	1.563	2.583	2.625	0.750	0.3750	£32.72		£25.11
ZM24-62	62	2.583	1.604	2.667	2.708	0.750	0.3750	£33.64		£25.81
ZM24-64	64	2.667	1.646	2.750	2.792	0.750	0.3750	£34.55		£26.48
ZM24-65	65	2.708	1.667	2.792	2.833	0.750	0.3750	£35.45		£27.21
ZM24-68	68	2.833	1.729	2.917	2.958	0.750	0.3750	£36.67		£28.13
ZM24-70	70	2.917	1.771	3.000	3.042	0.750	0.3750	£38.24		£29.32
ZM24-72	72	3.000	1.813	3.083	3.125	0.750	0.3750	£39.20		£30.08
ZM24-75	75	3.125	1.875	3.208	3.250	0.750	0.3750	£40.06		£30.76
ZM24-78	78	3.250	1.938	3.333	3.375	0.750	0.3750	£42.72		£32.72
ZM24-80	80	3.333	1.979	3.417	3.458	0.750	0.3750	£48.63		£37.32
ZM24-82	82	3.417	2.021	3.500	3.542	0.750	0.3750	£50.70		£38.90
ZM24-85	85	3.542	2.083	3.625	3.667	0.750	0.3750	£54.18		£41.52
ZM24-88	88	3.667	2.146	3.750	3.792	0.750	0.3750	£58.07		£44.54
ZM24-90	90	3.750	2.188	3.833	3.875	0.750	0.3750	£60.45		£50.38
ZM24-94	94	3.917	2.271	4.000	4.042	0.750	0.3750	£66.03		£50.65
ZM24-96	96	4.000	2.313	4.083	4.125	0.750	0.3750	£69.53		£53.38
ZM24-100	100	4.167	2.396	4.250	4.292	0.750	0.3750	£73.03		£56.03
ZM24-110	110	4.583	2.604	4.667	4.708	1.000	0.5000	£87.81		£67.33
ZM24-120	120	5.000	2.813	5.083	5.125	1.000	0.5000	£103.34		£79.25
ZM24-150	150	6.250	2.438	6.333	6.375	1.000	0.5000	£157.49		£120.83
ZM24-172	172	7.166	3.895	7.250	7.290	1.500	0.7500	£209.34		£177.93

