

Worms & Wheels

Materials

32 DP, 0.0982" Pitch

STD : Phosphor Bronze PB2
and Steel 214M15 / 655M13



**LEAD ANGLE
RIGHT HAND
STANDARD**

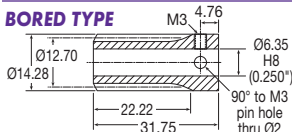
DISCOUNTS

1 - 5	List Price
6 - 19	- 12%
20 - 39	- 25%
40 - 59	- 33%
60 - 99	- 37%
100 - 200	- 42%

20° Pressure Angle

Worm STEEL 214 M15 - En202

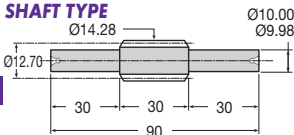
BORED TYPE



214M15 - EN202 UNHARDENED

PART NUMBER	PRICE EACH 1-5	No. of STARTS	LEAD ANGLE	214M15 - EN202 HARDENED	PRICE EACH 1-5
W32-1	£16.77	1	3°34'	WH32-1	£23.86
W32-2	£17.51	2	7°07'	WH32-2	£24.89
W32-3	£19.00	3	10°37'	WH32-3	£27.04
W32-4	£20.59	4	14°02'	WH32-4	£29.27

SHAFT TYPE

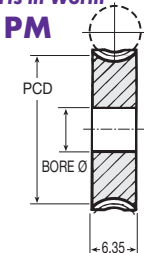
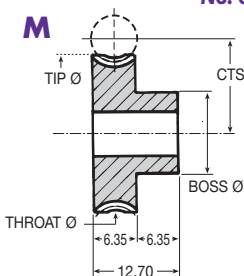


214M15 - EN202 UNHARDENED

PART NUMBER	PRICE EACH 1-5	No. of STARTS	LEAD ANGLE	655M13 - EN36 HARDENED	PRICE EACH 1-5
SW32-1	£28.90	1	3°34'	SWH32-1	£41.09
SW32-2	£30.39	2	7°07'	SWH32-2	£43.21
SW32-3	£31.85	3	10°37'	SWH32-3	£45.25
SW32-4	£33.28	4	14°02'	SWH32-4	£47.36

Wheel PHOSPHOR BRONZE - PB2

**REDUCTION RATIO = No. of Teeth in Wheel
= No. of Starts in Worm**



**Double
Bossed
Wheels
Available @
Price x 1.4**

15.50



Unit 14, Foxwood Ind. Park, Foxwood Rd. Chesterfield, Derbyshire S41 9RN
Telephone +44(0)1246 268080 Fax +44(0)1246 260003

LEAD ANGLE RIGHT HAND STANDARD

TORQUE CHECK variations at back	50 TEETH x 1000 R.P.M. INPUT	
	WITH STD WORM	WITH HARD WORM
TORQUE Nm	2.82	5.26
K.W.	0.006	0.011

Number of Teeth **12 - 230***See Technical Section**Note: When ordering Wheel, the number of starts on the mating Worm must be specified.*

PART NUMBER	TEETH	PCD (ins)	CTS (ins)	Throat Ø (ins)	Tip Ø (ins)	Boss Ø (ins)	Bore Ø (ins)	PRICE EACH 1 - 5	
								M	PM
M32-12	12	0.375	0.438	0.438	0.469	0.437	0.187	£12.32	£11.28
M32-15	15	0.469	0.484	0.531	0.563	0.500	0.187	£13.40	£11.81
M32-16	16	0.500	0.500	0.563	0.594	0.500	0.187	£14.32	£12.22
M32-18	18	0.563	0.531	0.625	0.656	0.500	0.187	£15.02	£12.79
M32-20	20	0.625	0.563	0.688	0.719	0.500	0.187	£15.23	£13.59
M32-22	22	0.688	0.594	0.750	0.781	0.500	0.187	£16.04	£14.20
M32-24	24	0.750	0.625	0.813	0.844	0.500	0.187	£16.55	£14.72
M32-25	25	0.781	0.641	0.844	0.875	0.500	0.187	£17.38	£15.19
M32-28	28	0.875	0.688	0.938	0.969	0.500	0.187	£18.05	£15.70
M32-30	30	0.938	0.719	1.000	1.031	0.625	0.250	£18.77	£15.95
M32-32	32	1.000	0.750	1.063	1.094	0.625	0.250	£19.42	£16.78
M32-34	34	1.063	0.781	1.125	1.156	0.625	0.250	£20.55	£17.90
M32-35	35	1.094	0.797	1.156	1.188	0.625	0.250	£21.42	£18.37
M32-38	38	1.188	0.844	1.250	1.281	0.625	0.250	£22.00	£18.83
M32-40	40	1.250	0.875	1.313	1.344	0.625	0.250	£23.22	£19.96
M32-42	42	1.313	0.906	1.375	1.406	0.625	0.250	£24.88	£20.37
M32-44	44	1.375	0.938	1.438	1.469	0.625	0.250	£26.74	£21.15
M32-45	45	1.406	0.953	1.469	1.500	0.625	0.250	£27.88	£21.96
M32-48	48	1.500	1.000	1.563	1.594	0.625	0.250	£28.99	£23.31
M32-50	50	1.563	1.031	1.625	1.656	0.625	0.250	£31.29	£25.66
M32-52	52	1.625	1.063	1.688	1.719	0.625	0.250	£32.60	£27.98
M32-54	54	1.688	1.094	1.750	1.781	0.625	0.250	£34.99	£31.43
M32-55	55	1.719	1.109	1.781	1.813	0.625	0.250	£38.85	£35.10
M32-58	58	1.813	1.156	1.875	1.906	0.625	0.250	£44.30	£38.93
M32-60	60	1.875	1.188	1.938	1.969	0.625	0.250	£47.90	£43.13
M32-62	62	1.938	1.219	2.000	2.031	0.625	0.250	£48.76	£43.86
M32-64	64	2.000	1.250	2.063	2.094	0.750	0.312	£49.49	£44.62
M32-65	65	2.031	1.266	2.094	2.125	0.750	0.312	£49.65	£44.68
M32-68	68	2.125	1.313	2.188	2.219	0.750	0.312	£49.82	£44.88
M32-70	70	2.188	1.344	2.250	2.281	0.750	0.312	£49.97	£45.02
M32-72	72	2.250	1.375	2.313	2.344	0.750	0.312	£50.57	£45.47
M32-75	75	2.344	1.422	2.406	2.438	0.750	0.312	£51.03	£45.90
M32-78	78	2.438	1.469	2.500	2.531	0.750	0.312	£51.46	£46.27
M32-80	80	2.500	1.500	2.563	2.594	0.750	0.312	£51.96	£46.74
M32-82	82	2.563	1.531	2.625	2.656	0.750	0.312	£53.67	£48.34
M32-85	85	2.656	1.578	2.719	2.750	0.750	0.312	£55.47	£49.87
M32-88	88	2.750	1.625	2.813	2.844	0.750	0.312	£57.23	£51.46
M32-90	90	2.813	1.656	2.875	2.906	0.750	0.312	£59.16	£53.20
M32-94	94	2.938	1.719	3.000	3.031	0.750	0.312	£61.19	£55.04
M32-96	96	3.000	1.750	3.063	3.094	0.750	0.312	£63.12	£56.82
M32-100	100	3.125	1.813	3.188	3.219	0.750	0.312	£64.94	£60.40
M32-110	110	3.438	1.969	3.500	3.531	0.750	0.312	£79.95	£67.74
M32-120	120	3.750	2.125	3.813	3.844	0.750	0.312	£95.64	£79.54
M32-150	150	4.688	2.594	4.750	4.781	0.750	0.312	£142.53	£99.72
M32-230	230	7.187	3.843	7.250	7.281	1.500	0.500	£327.57	£278.38



Worms & Wheels

32 DP, 0.0982" Pitch

Materials

STD : Delrin
Machined Parts



20° Pressure Angle

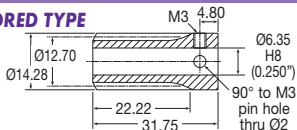
LEAD ANGLE
RIGHT HAND
STANDARD

DISCOUNTS

Quantity	List Price
1 - 5	List Price
6 - 29	- 22%
30 - 99	- 44%
100 - 399	- 47%
400 - 999	- 50%
1000 - 5000	- 53%

Worm DELRIN - Machined Parts

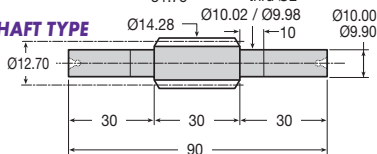
BORED TYPE



PLASTIC

PART NUMBER	No. of STARTS	LEAD ANGLE	PRICE EACH 1-5
ZW32-1	1	3°34'	£11.81
ZW32-2	2	7°07'	£12.32
ZW32-3	3	10°37'	£13.37
ZW32-4	4	14°02'	£14.46

SHAFT TYPE

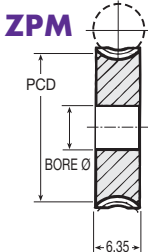
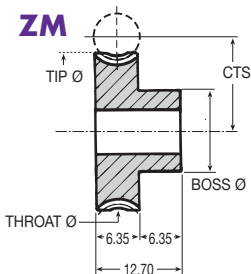


PLASTIC

PART NUMBER	No. of STARTS	LEAD ANGLE	PRICE EACH 1-5
ZSW32-1	1	3°34'	£20.35
ZSW32-2	2	7°07'	£21.37
ZSW32-3	3	10°37'	£22.38
ZSW32-4	4	14°02'	£23.45

Wheel DELRIN - Machined Parts

REDUCTION RATIO = $\frac{\text{No. of Teeth in Wheel}}{\text{No. of Starts in Worm}}$



Double
Bossed
Wheels
Available @
Price x 1.4

15.52



Unit 14, Foxwood Ind. Park, Foxwood Rd. Chesterfield, Derbyshire S41 9RN
Telephone +44(0)1246 268080 Fax +44(0)1246 260003

LEAD ANGLE RIGHT HAND STANDARD

TORQUE CHECK variations at back	50 TEETH x 1000 R.P.M. INPUT	
	WITH PLASTIC WORM	WITH STEEL WORM
TORQUE Nm	0.70	1.84
K.W.	0.0015	0.0039

Number of Teeth **12 - 230**

See Technical Section

Note: When ordering Wheel, the number of starts on the mating Worm must be specified.

PART NUMBER	TEETH	PCD (ins)	CTS (ins)	Throat Ø (ins)	Tip Ø (ins)	Boss Ø (ins)	Bore Ø (ins)	PRICE EACH 1 - 5	ZM	ZPM
ZM32-12	12	0.375	0.438	0.438	0.469	0.437	0.187	£6.15	£4.73	
ZM32-15	15	0.469	0.484	0.531	0.563	0.500	0.187	£6.71	£5.09	
ZM32-16	16	0.500	0.500	0.563	0.594	0.500	0.187	£7.14	£5.48	
ZM32-18	18	0.563	0.531	0.625	0.656	0.500	0.187	£7.49	£5.79	
ZM32-20	20	0.625	0.563	0.688	0.719	0.500	0.187	£7.64	£5.83	
ZM32-22	22	0.688	0.594	0.750	0.781	0.500	0.187	£8.02	£6.14	
ZM32-24	24	0.750	0.625	0.813	0.844	0.500	0.187	£8.29	£6.32	
ZM32-25	25	0.781	0.641	0.844	0.875	0.500	0.187	£8.73	£6.68	
ZM32-28	28	0.875	0.688	0.938	0.969	0.500	0.187	£9.04	£6.95	
ZM32-30	30	0.938	0.719	1.000	1.031	0.625	0.250	£9.40	£7.27	
ZM32-32	32	1.000	0.750	1.063	1.094	0.625	0.250	£9.76	£7.45	
ZM32-34	34	1.063	0.781	1.125	1.156	0.625	0.250	£10.30	£7.87	
ZM32-35	35	1.094	0.797	1.156	1.188	0.625	0.250	£10.76	£8.20	
ZM32-38	38	1.188	0.844	1.250	1.281	0.625	0.250	£12.16	£9.30	
ZM32-40	40	1.250	0.875	1.313	1.344	0.625	0.250	£12.83	£9.82	
ZM32-42	42	1.313	0.906	1.375	1.406	0.625	0.250	£13.75	£10.54	
ZM32-44	44	1.375	0.938	1.438	1.469	0.625	0.250	£14.78	£11.33	
ZM32-45	45	1.406	0.953	1.469	1.500	0.625	0.250	£15.42	£11.84	
ZM32-48	48	1.500	1.000	1.563	1.594	0.625	0.250	£16.04	£12.32	
ZM32-50	50	1.563	1.031	1.625	1.656	0.625	0.250	£17.34	£13.30	
ZM32-52	52	1.625	1.063	1.688	1.719	0.625	0.250	£20.55	£15.71	
ZM32-54	54	1.688	1.094	1.750	1.781	0.625	0.250	£22.05	£16.92	
ZM32-55	55	1.719	1.109	1.781	1.813	0.625	0.250	£24.46	£18.74	
ZM32-58	58	1.813	1.156	1.875	1.906	0.625	0.250	£27.91	£21.37	
ZM32-60	60	1.875	1.188	1.938	1.969	0.625	0.250	£30.17	£23.15	
ZM32-62	62	1.938	1.219	2.000	2.031	0.625	0.250	£30.72	£23.53	
ZM32-64	64	2.000	1.250	2.063	2.094	0.750	0.312	£31.16	£23.89	
ZM32-65	65	2.031	1.266	2.094	2.125	0.750	0.312	£31.29	£23.92	
ZM32-68	68	2.125	1.313	2.188	2.219	0.750	0.312	£31.35	£24.07	
ZM32-70	70	2.188	1.344	2.250	2.281	0.750	0.312	£31.50	£24.13	
ZM32-72	72	2.250	1.375	2.313	2.344	0.750	0.312	£31.86	£24.40	
ZM32-75	75	2.344	1.422	2.406	2.438	0.750	0.312	£32.14	£24.66	
ZM32-78	78	2.438	1.469	2.500	2.531	0.750	0.312	£32.43	£24.86	
ZM32-80	80	2.500	1.500	2.563	2.594	0.750	0.312	£32.72	£25.11	
ZM32-82	82	2.563	1.531	2.625	2.656	0.750	0.312	£33.85	£25.95	
ZM32-85	85	2.656	1.578	2.719	2.750	0.750	0.312	£34.93	£26.80	
ZM32-88	88	2.750	1.625	2.813	2.844	0.750	0.312	£35.89	£27.54	
ZM32-90	90	2.813	1.656	2.875	2.906	0.750	0.312	£37.32	£28.61	
ZM32-94	94	2.938	1.719	3.000	3.031	0.750	0.312	£38.58	£29.60	
ZM32-96	96	3.000	1.750	3.063	3.094	0.750	0.312	£39.79	£30.53	
ZM32-100	100	3.125	1.813	3.188	3.219	0.750	0.312	£40.93	£31.35	
ZM32-110	110	3.438	1.969	3.500	3.531	0.750	0.312	£50.38	£38.65	
ZM32-120	120	3.750	2.125	3.813	3.844	0.750	0.312	£60.25	£46.24	
ZM32-150	150	4.688	2.594	4.750	4.781	0.750	0.312	£89.80	£68.90	
ZM32-230	230	7.187	3.843	7.250	7.281	1.500	0.500	£197.64	£167.98	

