

Worms & Wheels

Materials

1 MOD, 3.142mm Pitch

STD : Phosphor Bronze PB2
and Steel 214M15 / 655M13



20° Pressure Angle

**LEAD ANGLE
RIGHT HAND
STANDARD**

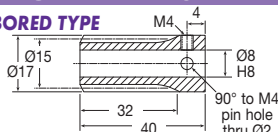
DISCOUNTS

	List Price
1 - 5	
6 - 19	- 12%
20 - 39	- 25%
40 - 59	- 33%
60 - 99	- 37%
100 - 200	- 42%

Worm

STEEL 214 M15 - En202

BORED TYPE



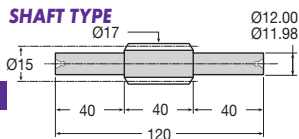
214M15 - EN202 UNHARDENED

PART NUMBER	PRICE EACH 1-5	No. of STARTS	LEAD ANGLE	PART NUMBER	PRICE EACH 1-5
W1-1	£19.33	1	3°48'	WH1-1	£27.53
W1-2	£20.42	2	7°35'	WH1-2	£29.05
W1-3	£22.44	3	11°18'	WH1-3	£31.90
W1-4	£23.43	4	14°56'	WH1-4	£33.31

214M15 - EN202 HARDENED

PART NUMBER	PRICE EACH 1-5	No. of STARTS	LEAD ANGLE	PART NUMBER	PRICE EACH 1-5
W1-1	£19.33	1	3°48'	WH1-1	£27.53
W1-2	£20.42	2	7°35'	WH1-2	£29.05
W1-3	£22.44	3	11°18'	WH1-3	£31.90
W1-4	£23.43	4	14°56'	WH1-4	£33.31

SHAFT TYPE



214M15 - EN202 UNHARDENED

PART NUMBER	PRICE EACH 1-5	No. of STARTS	LEAD ANGLE	PART NUMBER	PRICE EACH 1-5
SW1-1	£35.70	1	3°48'	SWH1-1	£50.68
SW1-2	£36.67	2	7°35'	SWH1-2	£52.10
SW1-3	£39.18	3	11°18'	SWH1-3	£55.57
SW1-4	£39.72	4	14°56'	SWH1-4	£56.45

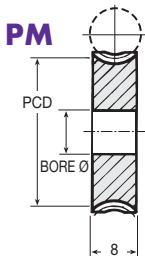
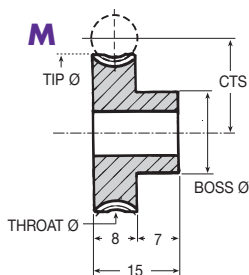
655M13 - EN36 HARDENED

PART NUMBER	PRICE EACH 1-5	No. of STARTS	LEAD ANGLE	PART NUMBER	PRICE EACH 1-5
SW1-1	£35.70	1	3°48'	SWH1-1	£50.68
SW1-2	£36.67	2	7°35'	SWH1-2	£52.10
SW1-3	£39.18	3	11°18'	SWH1-3	£55.57
SW1-4	£39.72	4	14°56'	SWH1-4	£56.45

Wheel

PHOSPHOR BRONZE - PB2

**REDUCTION RATIO = No. of Teeth in Wheel
= No. of Starts in Worm**



**Double
Bossed
Wheels
Available @
Price x 1.4**

Steel MOD 1

Worms & Wheels Bronze &

15.14



Unit 14, Foxwood Ind. Park, Foxwood Rd. Chesterfield, Derbyshire S41 9RN
Telephone +44(0)1246 268080 Fax +44(0)1246 260003

Wheels - PHOSPHOR BRONZE PB2

1 MOD**LEAD ANGLE RIGHT HAND STANDARD**

TORQUE CHECK variations at back	50 TEETH x 1000 R.P.M. INPUT	
	WITH STD WORM	WITH HARD WORM
TORQUE Nm	5.87	10.06
K.W.	0.012	0.021

Number of Teeth between **12 - 184**
See Technical Section

Note: When ordering Wheel, the number of starts on the mating Worm must be specified.

PART NUMBER	TEETH	PCD (mm)	CTS (mm)	Throat Ø (mm)	Tip Ø (mm)	Boss Ø (mm)	Bore Ø (mm)	PRICE EACH 1 - 5	
								M	PM
M1-12	12	12	13.50	14	15	14	6	£19.42	£16.68
M1-15	15	15	15.00	17	18	15	6	£20.11	£18.69
M1-16	16	16	15.50	18	19	15	6	£20.59	£19.27
M1-18	18	18	16.50	20	21	15	6	£20.95	£19.85
M1-20	20	20	17.50	22	23	15	6	£21.15	£20.46
M1-22	22	22	18.50	24	25	15	6	£21.48	£21.17
M1-24	24	24	19.50	26	27	20	8	£22.30	£21.92
M1-25	25	25	20.00	27	28	20	8	£23.26	£22.29
M1-28	28	28	21.50	30	31	20	8	£24.13	£22.30
M1-30	30	30	22.50	32	33	25	8	£24.89	£23.22
M1-32	32	32	23.50	34	35	25	8	£26.16	£23.88
M1-34	34	34	24.50	36	37	25	8	£27.43	£26.54
M1-35	35	35	25.00	37	38	25	8	£30.09	£27.53
M1-38	38	38	26.50	40	41	25	8	£30.44	£28.78
M1-40	40	40	27.50	42	43	25	8	£35.33	£30.04
M1-42	42	42	28.50	44	45	25	8	£36.19	£30.73
M1-44	44	44	29.50	46	47	25	8	£40.17	£31.29
M1-45	45	45	30.00	47	48	25	8	£40.98	£31.96
M1-48	48	48	31.50	50	51	25	10	£43.86	£34.21
M1-50	50	50	32.50	52	53	25	10	£47.20	£36.91
M1-52	52	52	33.50	54	55	25	10	£47.98	£37.44
M1-54	54	54	34.50	56	57	25	10	£48.80	£38.05
M1-55	55	55	35.00	57	58	25	10	£49.60	£38.65
M1-58	58	58	36.50	60	61	25	10	£50.82	£39.63
M1-60	60	60	37.50	62	63	25	10	£51.97	£40.56
M1-62	62	62	38.50	64	65	25	10	£53.45	£41.66
M1-64	64	64	39.50	66	67	25	10	£54.89	£42.76
M1-65	65	65	40.00	67	68	25	10	£56.25	£43.86
M1-68	68	68	41.50	70	71	25	10	£58.18	£45.62
M1-70	70	70	42.50	72	73	25	10	£60.72	£47.35
M1-72	72	72	43.50	74	75	25	10	£62.21	£48.76
M1-75	75	75	45.00	77	78	25	10	£63.63	£50.09
M1-78	78	78	46.50	80	81	25	10	£67.81	£53.38
M1-80	80	80	47.50	82	83	25	10	£77.19	£54.28
M1-82	82	82	48.50	84	85	25	10	£80.53	£55.86
M1-85	85	85	50.00	87	88	25	10	£85.86	£60.80
M1-88	88	88	51.50	90	91	25	10	£92.11	£64.19
M1-90	90	90	52.50	92	93	25	10	£95.93	£66.89
M1-94	94	94	54.50	96	97	25	10	£104.72	£71.91
M1-96	96	96	55.50	98	99	25	10	£110.31	£76.91
M1-100	100	100	57.50	102	103	25	10	£115.85	£82.02
M1-110	110	110	62.50	112	113	30	10	£139.25	£96.82
M1-120	120	120	67.50	122	123	30	10	£163.89	£113.97
M1-150	150	150	82.50	152	153	30	10	£249.78	£173.72
M1-184	184	184	99.50	186	187	50	15	£332.19	£282.34

Worms & Wheels Bronze & Steel**MOD 1**

Worms & Wheels

Materials

1 MOD, 3.142mm Pitch

STD : Delrin
Machined Parts



20° Pressure Angle

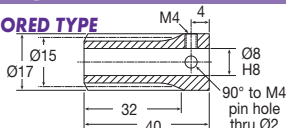
**LEAD ANGLE
RIGHT HAND
STANDARD**

DISCOUNTS

Quantity	List Price
1 - 5	List Price
6 - 29	- 22%
30 - 99	- 44%
100 - 399	- 47%
400 - 999	- 50%
1000 - 5000	- 53%

Worm DELRIN - Machined Parts

BORED TYPE

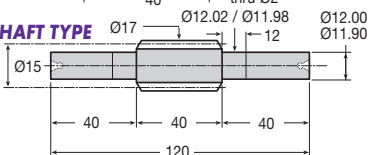


PLASTIC

PART NUMBER	No. of STARTS	LEAD ANGLE	PRICE EACH 1-5
ZW1-1	1	3°48'	£13.64
ZW1-2	2	7°35'	£14.38
ZW1-3	3	11°18'	£15.82
ZW1-4	4	14°56'	£16.48

MOD 1

SHAFT TYPE

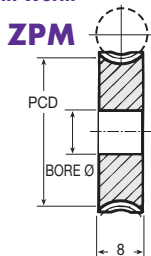
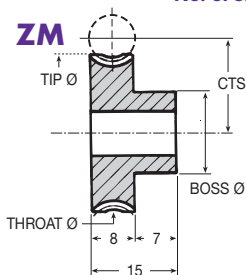


PLASTIC

PART NUMBER	No. of STARTS	LEAD ANGLE	PRICE EACH 1-5
ZSW1-1	1	3°48'	£25.18
ZSW1-2	2	7°35'	£25.81
ZSW1-3	3	11°18'	£27.60
ZSW1-4	4	14°56'	£27.99

Wheel DELRIN - Machined Parts

**REDUCTION RATIO = No. of Teeth in Wheel
= No. of Starts in Worm**



**Double
Bossed
Wheels
Available @
Price x 1.4**

Worms & Wheels Plastic

15.16



Unit 14, Foxwood Ind. Park, Foxwood Rd. Chesterfield, Derbyshire S41 9RN

Telephone +44(0)1246 268080 Fax +44(0)1246 260003

LEAD ANGLE RIGHT HAND STANDARD

TORQUE CHECK variations at back	50 TEETH x 1000 R.P.M. INPUT	
	WITH PLASTIC WORM	WITH STEEL WORM
TORQUE Nm	1.32	3.42
K.W.	0.0027	0.0072

Number of Teeth between **12 - 184**
See Technical Section

Note: When ordering Wheel, the number of starts on the mating Worm must be specified.

PART NUMBER	TEETH	PCD (mm)	CTS (mm)	Throat Ø (mm)	Tip Ø (mm)	Boss Ø (mm)	Bore Ø (mm)	PRICE EACH 1 - 5	ZM	ZPM
ZM1-12	12	12	13.50	14	15	14	6	£9.76		£7.45
ZM1-15	15	15	15.00	17	18	15	6	£10.08		£7.73
ZM1-16	16	16	15.50	18	19	15	6	£10.30		£7.87
ZM1-18	18	18	16.50	20	21	15	6	£10.50		£8.02
ZM1-20	20	20	17.50	22	23	15	6	£10.62		£8.12
ZM1-22	22	22	18.50	24	25	15	6	£10.76		£8.20
ZM1-24	24	24	19.50	26	27	20	8	£11.21		£8.59
ZM1-25	25	25	20.00	27	28	20	8	£11.65		£8.93
ZM1-28	28	28	21.50	30	31	20	8	£12.09		£9.30
ZM1-30	30	30	22.50	32	33	25	8	£13.78		£10.54
ZM1-32	32	32	23.50	34	35	25	8	£14.50		£11.12
ZM1-34	34	34	24.50	36	37	25	8	£15.20		£11.59
ZM1-35	35	35	25.00	37	38	25	8	£16.81		£12.84
ZM1-38	38	38	26.50	40	41	25	8	£17.76		£13.58
ZM1-40	40	40	27.50	42	43	25	8	£22.26		£17.06
ZM1-42	42	42	28.50	44	45	25	8	£22.74		£17.43
ZM1-44	44	44	29.50	46	47	25	8	£25.30		£19.36
ZM1-45	45	45	30.00	47	48	25	8	£25.79		£19.72
ZM1-48	48	48	31.50	50	51	25	10	£27.60		£21.15
ZM1-50	50	50	32.50	52	53	25	10	£29.69		£22.76
ZM1-52	52	52	33.50	54	55	25	10	£30.20		£23.10
ZM1-54	54	54	34.50	56	57	25	10	£30.74		£23.55
ZM1-55	55	55	35.00	57	58	25	10	£31.21		£23.92
ZM1-58	58	58	36.50	60	61	25	10	£31.96		£24.54
ZM1-60	60	60	37.50	62	63	25	10	£32.72		£25.11
ZM1-62	62	62	38.50	64	65	25	10	£33.62		£25.79
ZM1-64	64	64	39.50	66	67	25	10	£34.55		£26.48
ZM1-65	65	65	40.00	67	68	25	10	£35.44		£27.21
ZM1-68	68	68	41.50	70	71	25	10	£36.62		£28.04
ZM1-70	70	70	42.50	72	73	25	10	£38.17		£29.30
ZM1-72	72	72	43.50	74	75	25	10	£39.15		£30.08
ZM1-75	75	75	45.00	77	78	25	10	£41.36		£30.74
ZM1-78	78	78	46.50	80	81	25	10	£42.67		£32.72
ZM1-80	80	80	47.50	82	83	25	10	£48.61		£37.29
ZM1-82	82	82	48.50	84	85	25	10	£50.70		£38.90
ZM1-85	85	85	50.00	87	88	25	10	£54.13		£41.47
ZM1-88	88	88	51.50	90	91	25	10	£58.01		£44.50
ZM1-90	90	90	52.50	92	93	25	10	£60.42		£46.30
ZM1-94	94	94	54.50	96	97	25	10	£65.97		£50.64
ZM1-96	96	96	55.50	98	99	25	10	£69.48		£53.29
ZM1-100	100	100	57.50	102	103	25	10	£73.00		£56.00
ZM1-110	110	110	62.50	112	113	30	10	£87.74		£67.30
ZM1-120	120	120	67.50	122	123	30	10	£103.27		£79.21
ZM1-150	150	150	82.50	152	153	30	10	£157.38		£120.76
ZM1-184	184	184	99.50	186	187	50	15	£209.34		£177.93

Worms & Wheels Plastic MOD 1

