

Output Torque Range
5Nm to 18Nm

Ratio
5:1 - 120:1

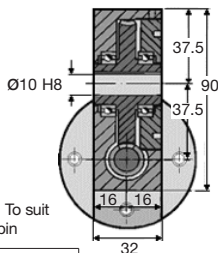
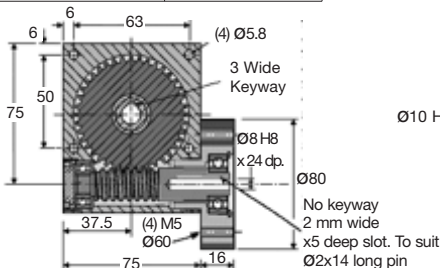

Gearboxes

HPCPF40

Worm / Wheel Reduction

Hollow Input

WEIGHT	1.15 Kg
BACKLASH	0° 30' approx
HOURS LIFE	12000 hr
MAX INPUT SPEED	4000 rpm
MATERIAL:	
CASE MAT'L	Aluminium HE30TF
WORM MAT'L	817M40(EN24)
WHEEL MAT'L	Alum. Bronze (AB2)
GREASED FOR LIFE	Shell Gadus



N.m.	RPM Input	Reduction ratio					
		10:1	12:1	15:1	20:1	30:1	60:1
Output Torque	3000	5.0	5.2	5.4	5.6	6.4	7.2
	2000	5.5	5.8	6.2	6.6	7.3	8.0
	1000	7.1	7.5	8.0	8.2	9.0	10.0
	500	8.9	9.1	9.6	10.0	10.5	11.4
	200	11.6	11.9	12.3	12.5	13.5	14.2
	100	13.4	13.6	14.1	14.6	15.3	16.0
	50	15.1	15.5	16.2	16.4	17.3	17.6
	10	17.6	17.6	17.6	17.7	17.8	18.0

DISCOUNTS	
1 - 5	List Price
6 - 19	-5%
20 - 49	-10%
50 - 99	-15%
100 +	-20%

PART NUMBER	Ratio	Max Input Speed	Max Output Speed	% Effi. at 1000 Rpm	Backdrive	PRICE EACH 1-5
HPCPF40-10	10:1	4000	400	89	YES	£257.13
HPCPF40-12	12:1	4000	333	87	YES	£257.13
HPCPF40-15	15:1	4000	266	85	YES	£257.13
HPCPF40-20	20:1	4000	200	83	YES	£257.13
HPCPF40-30	30:1	4000	133	76	YES/NO	£257.13
HPCPF40-60	60:1	4000	66	65	NO	£257.13
HPCPF40-S	5:1-120:1 SPECIAL RATIO					£341.28
HPCPF40-A	SPECIAL MINIMUM BACKLASH 0° 8' OF ARC					£427.65

Output Shafts: HPCP40-X (Single), HPCP40-DX (Double): See page 1.23.

Testing in your application is necessary. You will need to assess duty, cycles and confirm gearbox suitability with your own calculations. Torque figures are to be used for guidance only

Unit 14, Foxwood Industrial Park, Foxwood Rd. Chesterfield, Derbyshire S41 9RN
Telephone +44(0)1246 268080 Fax +44(0)1246 260003



1.9

Gearboxes PRECISION WORM GEAR REDUCERS HPCPF40