

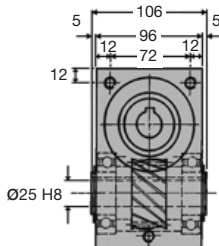
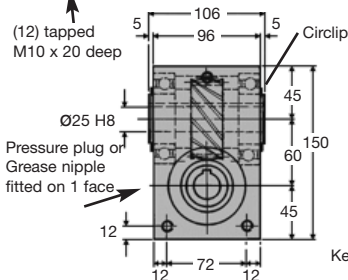
Gearboxes

Output Torque Range
4.5Nm to 62Nm

Ratio
1:1 - 40:1

Crossed Helical, Reduction (Hardened Gears) HPCE60

CROSSED HELICAL, REDUCTION GEARBOX HPCE60



Keyways 8mm Js9

WEIGHT	5.5 Kg
BACKLASH	1° approx
HOURS LIFE	12000 hr
MAX INPUT SPEED	3000 rpm
MATERIAL:	
CASE MAT'L	Aluminium HE30TF
GEAR MAT'L	655M13 Case Hardened
GREASED FOR LIFE	Shell Alvania

N.m.	RPM Input	Reduction ratio				
		1:1	2:1	3:1	4:1	5:1
Output Torque	3000	4.5	4.5	4.5	4.5	4.5
	2000	5.5	5.5	5.5	5.5	5.5
	1000	8.0	8.0	8.0	8.0	8.0
	500	10.0	10.0	10.0	10.0	10.0
	100	16.0	16.0	16.0	16.0	16.0
	50	20.0	20.0	20.0	20.0	20.0
	10	24.0	24.0	24.0	24.0	24.0

DISCOUNTS	
1 - 5	List Price
6 - 19	-5%
20 - 49	-10%
50 - 99	-15%
100 +	-20%

PART NUMBER	Ratio	Type	% Effi. @ 1000 Rpm	Max I/P Speed	Max O/P Speed	Back-drive	PRICE EACH 1-5	
HPCE60-1	1:1	Helical	94	3000	3000	YES	£404.07	
HPCE60-2	2:1	Helical	92	3000	1500	YES	£404.07	
HPCE60-3	3:1	Helical	91	3000	1000	YES	£404.07	
HPCE60-4	4:1	Helical	90	3000	750	YES	£404.07	
HPCE60-5	5:1	Helical	80	3000	600	YES	£404.07	
HPCE60-SP	1:1 - 40:1	Special Ratios: Replace SP with required ratio						£540.31
HPCE60-SPA	1:1 - 40:1	Low Backlash ≤ 30'. Replace SP with required ratio						£540.31
HPCE60-SPLH	1:1 - 40:1	Left Hand Helicals: Replace SP with required ratio						£540.31

Output Shafts: HPCE60-X (Single), HPCE60-DX (Double): See page 1.35

Special bores and other modifications are available. Please contact Technical Sales department.

Testing in your application is necessary. You will need to assess duty, cycles and confirm gearbox suitability with your own calculations. Torque figures are to be used for guidance only.

1.32



Unit 14, Foxwood Industrial Park, Foxwood Rd. Chesterfield, Derbyshire S41 9RN

Telephone +44(0)1246 268080 Fax +44(0)1246 260003

Output Torque Range
4.5Nm to 62Nm

Ratio
1:1 - 40:1

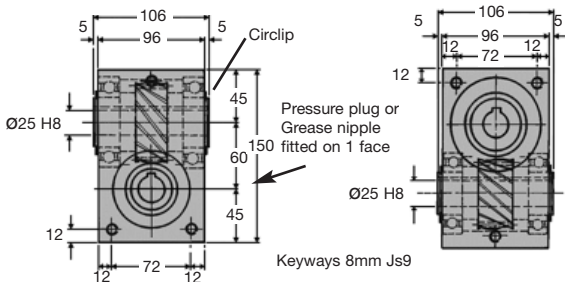
Gearboxes

HPCE60

Wormwheel, Reduction (Hardened Worm)

WEIGHT	5.5 Kg
BACKLASH	1° approx
HOURS LIFE	12000 hr
MATERIAL:	
CASE MAT'L	Aluminium HE30TF
WORM MAT'L	655M13 Case Hardened
WHEEL MAT'L	Aluminium Bronze CA104
GREASED FOR LIFE	Shell Gadus

(12) tapped
M10 x 20
deep



N.m.	RPM Input	Reduction ratio			
		8:1	10:1	20:1	40:1
Output Torque	3000	-	-	-	-
	2000	-	-	-	-
	1000	17.8	21.3	22.0	24.0
	500	27.0	29.0	31.0	34.0
	100	37.0	40.2	42.0	44.0
	50	48.0	49.0	50.0	51.0
	10	60.0	60.0	61.0	62.0

DISCOUNTS	
1 - 5	List Price
6 - 19	-5%
20 - 49	-10%
50 - 99	-15%
100 +	-20%

PART NUMBER	Ratio	Type	% Effi. @ 1000 Rpm	Max I/P Speed	Max O/P Speed	Back-drive	PRICE EACH 1-5	
HPCE60-8	8:1	worm wheel	80	1500	187		£404.07	
HPCE60-10	10:1	worm wheel	73	1500	150		£404.07	
HPCE60-20	20:1	worm wheel	67	1500	75		£404.07	
HPCE60-40	40:1	worm wheel	60	1500	37		£404.07	
HPCE60-SP	1:1 - 40:1	Special Ratios: Replace SP with required ratio						£540.31
HPCE60-SPA	1:1 - 40:1	Low Backlash ≤ 30'. Replace SP with required ratio						£540.31
HPCE60-SPLH	1:1 - 40:1	Left Hand Helicals: Replace SP with required ratio						£540.31

Output Shafts: HPCE60-X (Single), HPCE60-DX (Double): See page 1.35

Special bores and other modifications are available. Please contact Technical Sales department.

Testing in your application is necessary. You will need to assess duty, cycles and confirm gearbox suitability with your own calculations. Torque figures are to be used for guidance only.

Unit 14, Foxwood Industrial Park, Foxwood Rd. Chesterfield, Derbyshire S41 9RN

Telephone +44(0)1246 268080 Fax +44(0)1246 260003



1.33

Gearboxes CROSSED HELICAL, REDUCTION GEARBOX HPCE60