

Gearboxes

Output Torque Range
0.6Nm to 3.84Nm

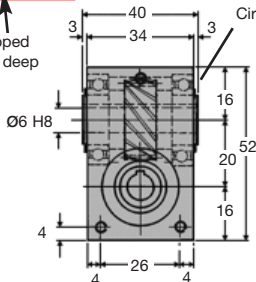
Ratio
1:1 - 40:1

Crossed Helical, Reduction (Hardened Gears) HPCE20

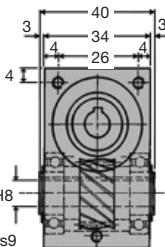
CROSSED HELICAL, REDUCTION GEARBOX HPCE20



(12) tapped
M3 x 8 deep



Keyways 2mm Js9



WEIGHT	0.255 Kg
BACKLASH	1° approx
HOURS LIFE	12000 hr
MATERIAL:	
CASE MAT'L	Aluminium HE30TF
GEAR MAT'L	655M13 Case Hardened
GREASED FOR LIFE	Shell Alvania

N.m.	RPM Input	Reduction ratio				
		1:1	2:1	3:1	4:1	5:1
Output Torque	3000	0.6	0.6	0.6	0.6	0.6
	2000	0.7	0.7	0.7	0.7	0.7
	1000	1.0	1.0	1.0	1.0	1.0
	500	1.4	1.4	1.4	1.4	1.4
	100	1.8	1.8	1.8	1.8	1.8
	50	1.9	1.9	1.9	1.9	1.9
	10	2.0	2.0	2.0	2.0	2.0

DISCOUNTS	
1 - 5	List Price
6 - 19	-5%
20 - 49	-10%
50 - 99	-15%
100 +	-20%

PART NUMBER	Ratio	Type	% Effi. @ 1000 Rpm	Max I/P Speed	Max O/P Speed	Back-drive	PRICE EACH 1-5	
HPCE20-1	1:1	Helical	88	4000	4000	YES	£174.29	
HPCE20-2	2:1	Helical	86	4000	2000	YES	£174.29	
HPCE20-3	3:1	Helical	85	4000	1333	YES	£174.29	
HPCE20-4	4:1	Helical	84	4000	1000	YES	£174.29	
HPCE20-5	5:1	Helical	80	4000	800	YES	£174.29	
HPCE20-SP	1:1 - 40:1	Special Ratios: Replace SP with required ratio						£221.98
HPCE20-SPA	1:1 - 40:1	Low Backlash ≤ 30'. Replace SP with required ratio						£221.98
HPCE20-SPLH	1:1 - 40:1	Left Hand Helicals: Replace SP with required ratio						£334.30

Output Shafts: HPCE20-X (Single), HPCE20-DX (Double): See page 1.35

Special bores and other modifications are available. Please contact Technical Sales department.

Testing in your application is necessary. You will need to assess duty, cycles and confirm gearbox suitability with your own calculations. Torque figures are to be used for guidance only.

1.24



Unit 14, Foxwood Industrial Park, Foxwood Rd. Chesterfield, Derbyshire S41 9RN

Telephone +44(0)1246 268080 Fax +44(0)1246 260003

Output Torque Range
0.6Nm to 3.84Nm

Ratio
1:1 - 40:1

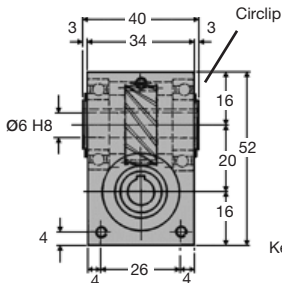
Gearboxes

HPCE20

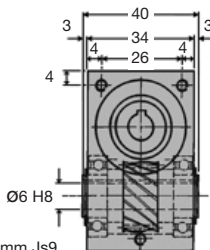
Wormwheel, Reduction (Hardened Worm)

WEIGHT	0.255 Kg
BACKLASH	1° approx
HOURS LIFE	12000 hr
MATERIAL:	
CASE MAT'L	Aluminium HE30TF
WORM MAT'L	655M13 Case Hardened
WHEEL MAT'L	Aluminium Bronze CA104
GREASED FOR LIFE	Shell Gadus

(12) tapped M3 x 8 deep



Keyways 2mm Js9



N.m.	RPM Input	Reduction ratio			
		8:1	10:1	20:1	40:1
Output Torque	3000	-	-	-	-
	2000	1.05	1.20	1.36	1.52
	1000	1.31	1.47	1.63	1.80
	500	1.93	2.08	2.22	2.37
	100	2.60	2.70	2.83	2.95
	50	2.95	3.13	3.31	3.40
	10	3.62	3.70	3.80	3.84

DISCOUNTS

Quantity	List Price
1 - 5	
6 - 19	-5%
20 - 49	-10%
50 - 99	-15%
100 +	-20%

PART NUMBER	Ratio	Type	% Effi. @ 1000 Rpm	Max Speed I/P	Max Speed O/P	Back-drive	PRICE EACH 1-5	
HPCE20-8	8:1	worm wheel	80	2000	250	YES	£174.29	
HPCE20-10	10:1	worm wheel	73	2000	200	YES	£174.29	
HPCE20-20	20:1	worm wheel	67	2000	100	NO	£174.29	
HPCE20-40	40:1	worm wheel	60	2000	50	NO	£174.29	
HPCE20-SP	1:1 - 40:1	Special Ratios: Replace SP with required ratio						£221.98
HPCE20-SPA	1:1 - 40:1	Low Backlash ≤ 30'. Replace SP with required ratio						£221.98
HPCE20-SPLH	1:1 - 40:1	Left Hand Helicals: Replace SP with required ratio						£334.30

Output Shafts: HPCE20-X (Single), HPCE20-DX (Double): See page 1.35

Special bores and other modifications are available. Please contact Technical Sales department.

Testing in your application is necessary. You will need to assess duty, cycles and confirm gearbox suitability with your own calculations. Torque figures are to be used for guidance only.

Unit 14, Foxwood Industrial Park, Foxwood Rd. Chesterfield, Derbyshire S41 9RN
Telephone +44(0)1246 268080 Fax +44(0)1246 260003



1.25

Gearboxes CROSSED HELICAL, REDUCTION GEARBOX HPCE20