

Gearboxes

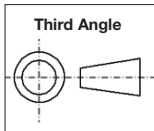
Output Torque Range
6.5Nm to 12.8Nm

Ratio
25:1 - 400:1

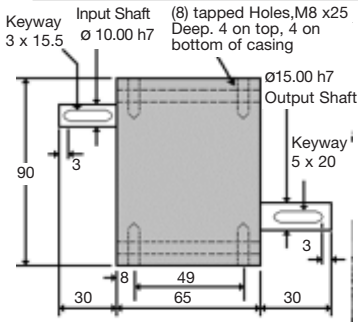
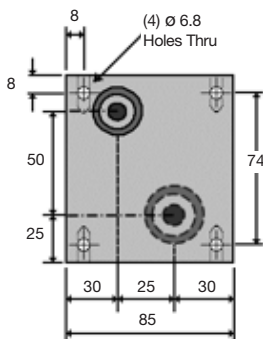
Double Reduction, Worm Gear Reducers

HPCPP50

Gearboxes DOUBLE REDUCTION HPCPP50



WEIGHT	1.8 Kg
BACKLASH (approx.)	2° approx
HOURS LIFE	12000 hr
MAX INPUT SPEED	3000 rpm
MATERIAL:	
CASE MAT'L	Aluminium HE30TF
WORM MAT'L	817M40 (EN24)
WHEEL MAT'L	Alum. Bronz (AB2)
GREASED FOR LIFE	Shell Gadus



N.m. Output Torque	RPM Input	Reduction ratio		
		100:1	200:1	400:1
3000	6.5	7.1	8.2	
2000	7.2	7.8	8.9	
1000	6.2	9.0	9.8	
500	9.5	10.2	11.5	
100	11.0	11.6	12.2	
50	12.0	12.3	12.6	
10	12.7	12.8	12.8	

DISCOUNTS	
1 - 5	List Price
6 - 19	-5%
20 - 49	-10%
50 - 99	-15%
100 +	-20%

PART NUMBER	Ratio	% Eff. @ 1000 rpm	Max Input Speed	Max Output RPM	Self Locking Output	PRICE EACH 1-5
HPCPP50-100	100:1	54	3000	30.0	NO	£341.86
HPCPP50-200	200:1	48	3000	15.0	NO	£341.86
HPCPP50-400	400:1	36	3000	7.5	YES	£341.86
HPCPP50-SP	Standard Ratios: Replace SP with required ratio					£388.48

Other Info.

Testing in your application is necessary. You will need to assess duty, cycles and confirm gearbox suitability with your own calculations. Torque figures are to be used for guidance only.

1.20



Unit 14, Foxwood Industrial Park, Foxwood Rd. Chesterfield, Derbyshire S41 9RN
Telephone +44(0)1246 268080 Fax +44(0)1246 260003