

Output Torque Range
10.3Nm to 40Nm

Ratio
5:1 - 120:1

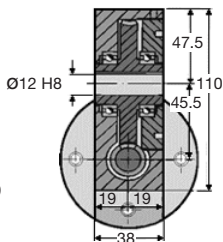
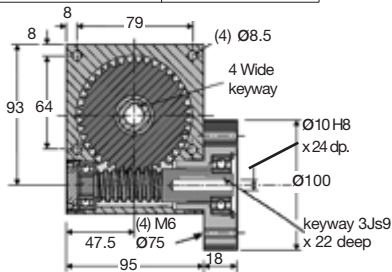

Gearboxes

HPCPF45

Worm / Wheel Reduction

Hollow Input

WEIGHT	2.10 Kg
BACKLASH	0° 30' approx
HOURS LIFE	12000 hr
MAX INPUT SPEED	3500 rpm
MATERIAL:	
CASE MAT'L	Aluminium HE30TF
WORM MAT'L	817M40(EN24)
WHEEL MAT'L	Alum. Bronze (AB2)
GREASED FOR LIFE	Shell Gadus



N.m.	RPM Input	Reduction ratio					
		10:1	12:1	15:1	20:1	30:1	60:1
Output Torque	3000	10.3	10.8	11.3	12.2	13.2	14.7
	2000	11.7	12.2	12.7	13.2	14.7	17.1
	1000	14.7	15.2	16.2	17.1	18.1	20.6
	500	19.1	19.6	20.6	21.6	22.5	24.5
	200	24.4	25.5	26.4	27.0	28.9	30.0
	100	28.3	28.9	29.4	30.3	31.8	33.8
	50	32.3	32.8	33.8	34.3	34.5	35.2
	10	39.9	39.9	39.9	40.0	40.0	40.0

DISCOUNTS	
1 - 5	List Price
6 - 19	-5%
20 - 49	-10%
50 - 99	-15%
100 +	-20%

PART NUMBER	Ratio	Max Input Speed	Max Output Speed	% Effi. at 1000 Rpm	Backdrive	PRICE EACH 1-5
HPCPF45-10	10:1	3500	350	90	YES	£298.95
HPCPF45-12	12:1	3500	291	89	YES	£298.95
HPCPF45-15	15:1	3500	233	86	YES	£298.95
HPCPF45-20	20:1	3500	175	85	YES	£298.95
HPCPF45-30	30:1	3500	116	78	YES/NO	£298.95
HPCPF45-60	60:1	3500	58	67	NO	£298.95
HPCPF45-S	5:1-120:1 SPECIAL RATIO					£361.05
HPCPF45-A	SPECIAL MINIMUM BACKLASH 0° 8' OF ARC					£441.71

Output Shafts: HPCP45-X (Single), HPCP45-DX (Double): See page 1.23.

Testing in your application is necessary. You will need to assess duty, cycles and confirm gearbox suitability with your own calculations. Torque figures are to be used for guidance only

Unit 14, Foxwood Industrial Park, Foxwood Rd. Chesterfield, Derbyshire S41 9RN

Telephone +44(0)1246 268080 Fax +44(0)1246 260003



1.11

Gearboxes PRECISION WORM GEAR REDUCERS HPCPF45